

# Hybrid Pulsed Laser Diode with Integrated Driver Stage 70 W Peak Power Version 1.2

## SPL LL90\_3



### Features:

- Low cost, small size plastic package
- Integrated FET and capacitors for pulse control
- Strained InAlGaAs/GaAs QW-structures
- High power large-optical-cavity laser structure
- Nanostack laser technology including multiple epitaxially stacked emitters
- The product qualification test plan is based on the guidelines of AEC-Q101-REV-C, Stress Test Qualification for Automotive Grade Discrete Semiconductors.
- High-speed operation (< 30 ns pulse width)
- Low supply voltage (< 20 V)

### Applications

- Range finding
- Security, surveillance
- Illumination, ignition
- Testing and measurement

### Notes

Depending on the mode of operation, these devices emit highly concentrated non visible infrared light which can be hazardous to the human eye. Products which incorporate these devices have to follow the safety precautions given in IEC 60825-1 "Safety of laser products".

### Ordering Information

Type:	Number of emitters	Peak wavelength $\lambda_{\text{peak}}$	Peak output power $P_{\text{opt}}$	Ordering Code
SPL LL90_3	3	905	70	Q65110A1009

**Maximum Ratings** (short time operation / kurzzeitiger Betrieb,  $T_A = 25\text{ °C}$ )

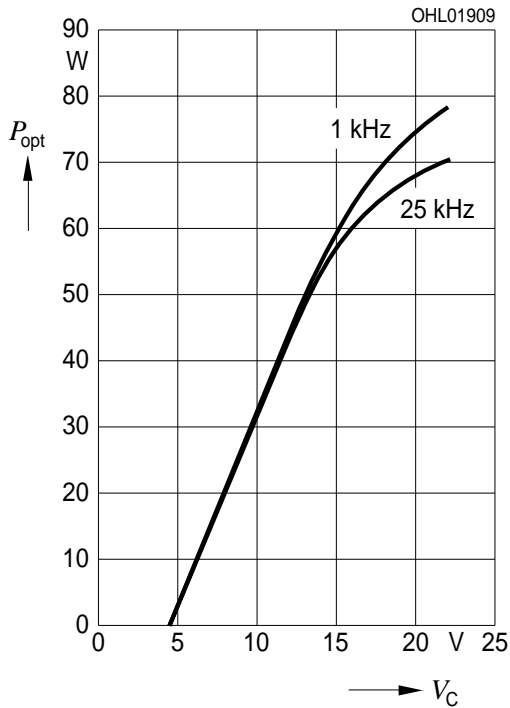
Parameter	Symbol	Values	Unit
Peak output power	$P_{\text{peak}}$	80	W
Charge voltage ( $V_G = 15\text{ V}$ )	$V_C$	20	V
Gate voltage	$V_G$	-20 ... 20	V
Duty cycle	dc	0.1	%
Operating temperature	$T_{\text{op}}$	-40 ... 100	°C
Junction temperature <sup>1) page 7</sup>	$T_j$	105	°C
Storage temperature range	$T_{\text{stg}}$	-40 ... 100	°C
Soldering temperature ( $t_{\text{max}} = 10\text{ s}$ )	$T_s$	260	°C

**Characteristics** ( $T_A = 25\text{ °C}$ )

Parameter	Symbol	Values			Unit
		min	typ	max	
Emission wavelength <sup>2) page 7</sup>	$\lambda_{\text{peak}}$	895	905	915	nm
Spectral width (FWHM) <sup>2) page 7</sup>	$\Delta\lambda$		7		nm
Peak output power <sup>2) page 7</sup>	$P_{\text{opt}}$	60	70	80	W
Charge voltage at laser threshold	$U_{C, \text{th}}$	4	4.5	5	V
Pulse width (FWHM) <sup>2) page 7, 3) page 7</sup>	$t_p$	37	40	43	ns
Rise time <sup>2) page 7, 3) page 7</sup>	$t_r$	7	10	13	ns
Fall Time <sup>2) page 7, 3) page 7</sup>	$t_f$	40	45	50	ns
Jitter (regarding trigger signal and optical pulse)	$t_j$		170	500	ps
Aperture size	w x h		200 x 10		$\mu\text{m}$ x $\mu\text{m}$
Beam divergence (FWHM) parallel to pn-junction <sup>2) page 7</sup>	$\Theta_{\parallel}$	12	15	18	°
Beam divergence (FWHM) perpendicular to pn-junction <sup>2) page 7</sup>	$\Theta_{\perp}$	27	30	33	°
Temperature coefficient of wavelength	$\Delta\lambda / \Delta T$		0.3	0.33	nm / K
Thermal resistance	$R_{\text{th}}$		200		K / W
Switch on gate voltage	$V_{G \text{ on}}$		5		V

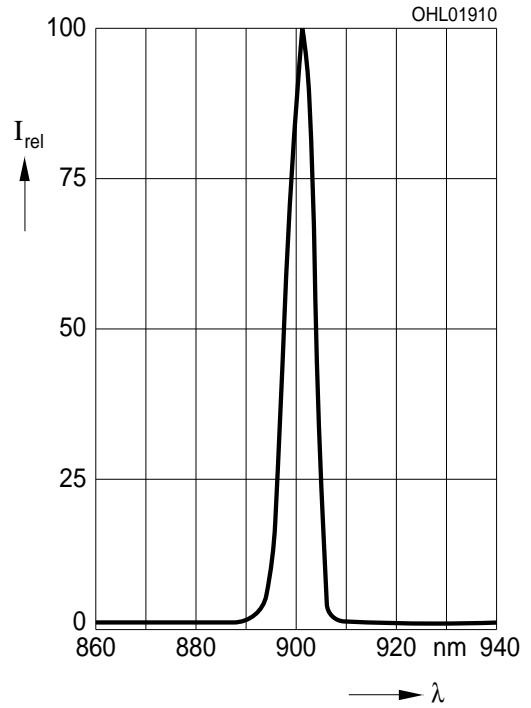
**Optical Output Power vs. Charge Voltage**

$P_{opt} = f(V_C), t_p = 30 \text{ ns}$



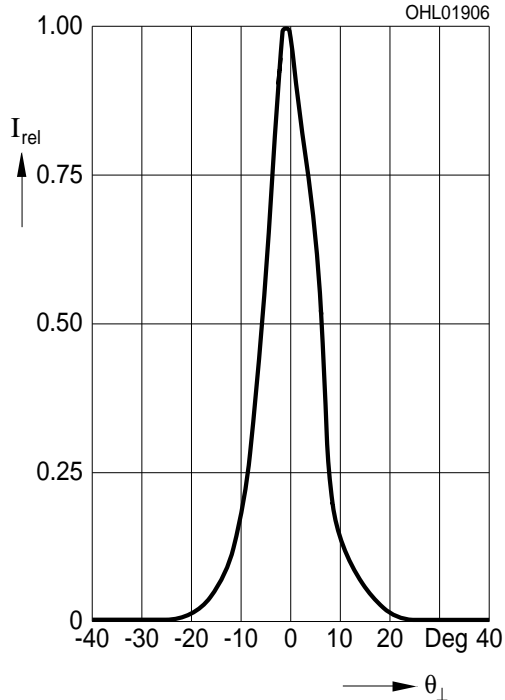
**Relative Spectral Emission**

$I_{rel} = f(\lambda), P_{opt} = 70 \text{ W}, t_p = 30 \text{ ns}$



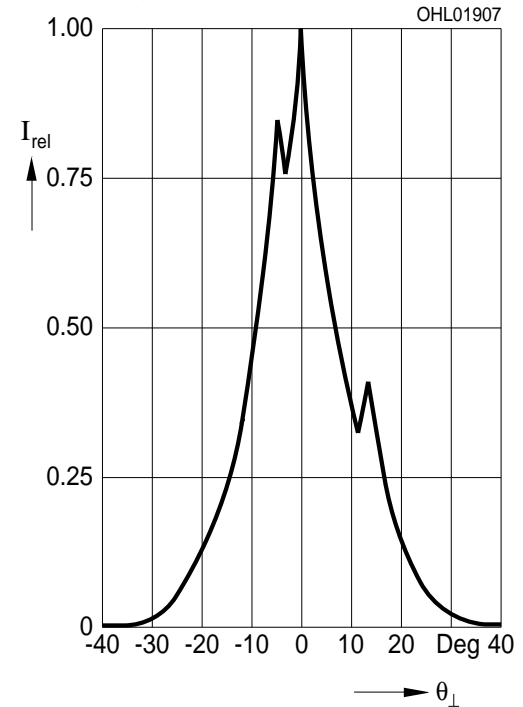
**Far-Field Distribution Parallel to pn-Junction**

$I_{rel} = f(\Theta_{||}), P_{opt} = 70 \text{ W}, t_p = 30 \text{ ns}$



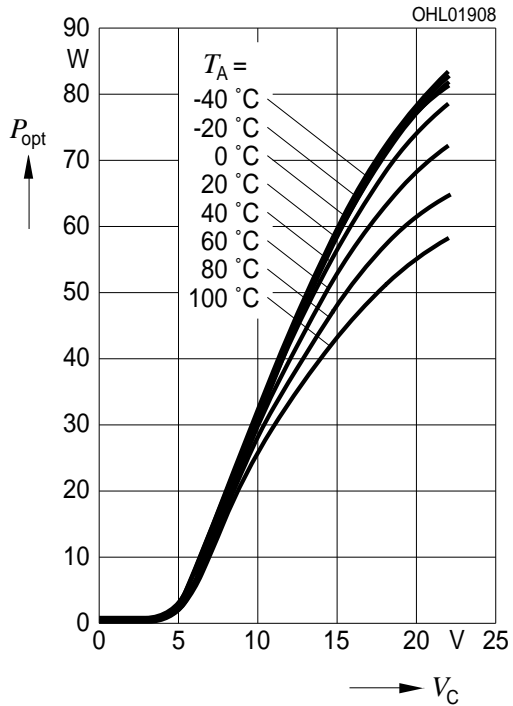
**Far-Field Distribution Perpendicular to pn-Junction**

$I_{rel} = f(\Theta_{\perp}), P_{opt} = 70 \text{ W}, t_p = 30 \text{ ns}$



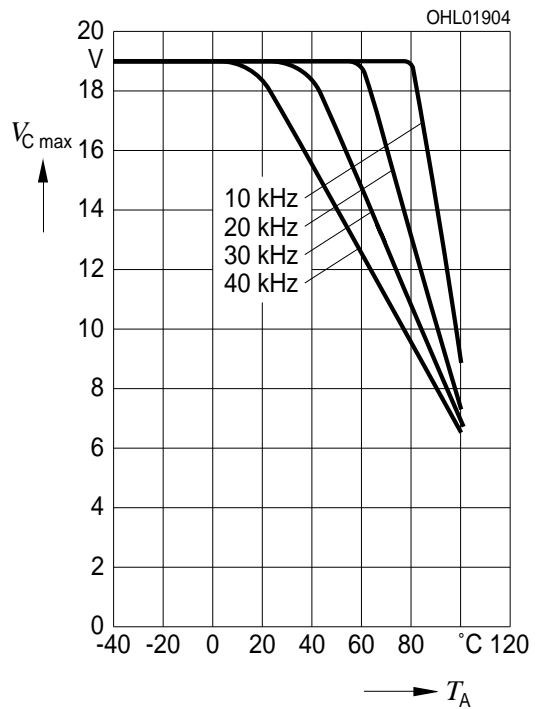
**Optical Output Power vs. Charge Voltage**

$P_{opt} = f(V_C)$ ,  $t_p = 30 \text{ ns}$ ,  $PRF = 1 \text{ kHz}$



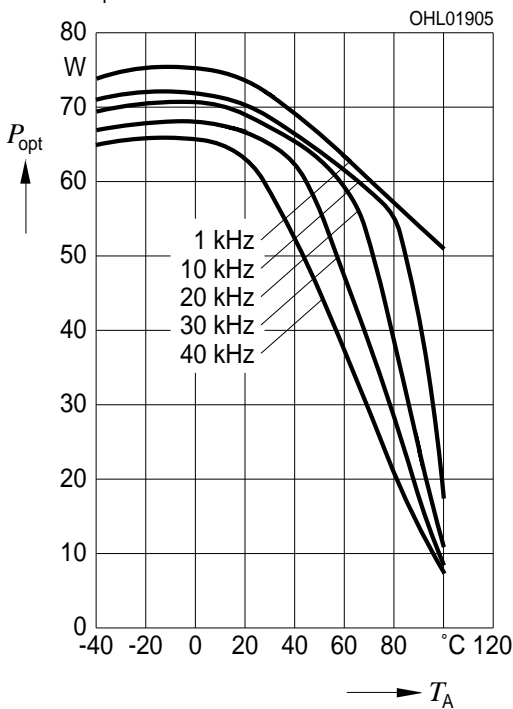
**Max. Charge Voltage vs. Ambient Temperature**

$V_{Cmax} = f(T_A)$ ,  $t_p = 30 \text{ ns}$ ,  $V_C \leq 19 \text{ V}$ , chip temp.  $\leq 105 \text{ °C}$

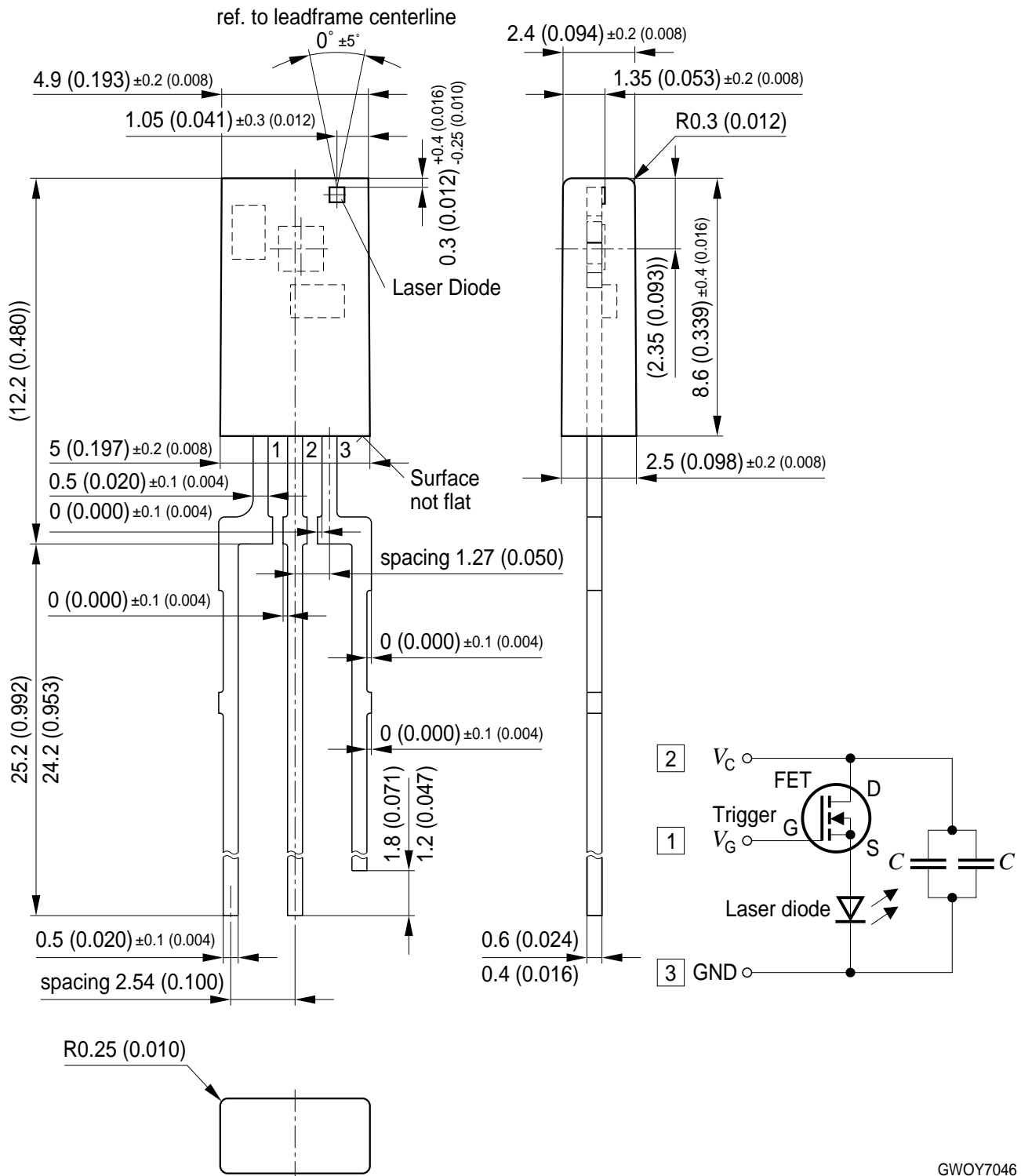


**Peak Output Power at Max. Charge Voltage vs. Ambient Temperature**

$P_{opt} = f(T_A)$ ,  $t_p = 30 \text{ ns}$



Package Outline



Dimensions in mm (inch).

GWOY7046

**Disclaimer**

Language english will prevail in case of any discrepancies or deviations between the two language wordings.

**Attention please!**

The information describes the type of component and shall not be considered as assured characteristics.

Terms of delivery and rights to change design reserved. Due to technical requirements components may contain dangerous substances.

For information on the types in question please contact our Sales Organization.

If printed or downloaded, please find the latest version in the Internet.

**Packing**

Please use the recycling operators known to you. We can also help you – get in touch with your nearest sales office.

By agreement we will take packing material back, if it is sorted. You must bear the costs of transport. For packing material that is returned to us unsorted or which we are not obliged to accept, we shall have to invoice you for any costs incurred.

**Components used in life-support devices or systems must be expressly authorized for such purpose!**

Critical components\* may only be used in life-support devices\*\* or systems with the express written approval of OSRAM OS.

\*) A critical component is a component used in a life-support device or system whose failure can reasonably be expected to cause the failure of that life-support device or system, or to affect its safety or the effectiveness of that device or system.

\*\*) Life support devices or systems are intended (a) to be implanted in the human body, or (b) to support and/or maintain and sustain human life. If they fail, it is reasonable to assume that the health and the life of the user may be endangered.

**Glossary**

- 1) **Junction temperature:** Limited due to plastic package, not due to laser chip.
- 2) **Standard operating conditions:** > 50 ns pulse width, 1 kHz pulse repetition rate, 18.5 V charge voltage, 15 V gate voltage and 25 °C ambient temperature. The laser is driven by the MOSFET driver Elantec EL7104C.
- 3) **Switching speed:** Switching speed at gate depends on current and speed, charging the gate capacitance (typ. 300 pF) of the internal transistor. Reduced pulse widths, rise and fall times occur at trigger pulse widths < 50 ns. This also reduces the optical peak power.

**Published by OSRAM Opto Semiconductors GmbH**  
**Leibnizstraße 4, D-93055 Regensburg**  
**www.osram-os.com © All Rights Reserved.**

EU RoHS and China RoHS compliant product



此产品符合欧盟 RoHS 指令的要求；  
按照中国的相关法规和标准，不含有毒有害物质或元素。