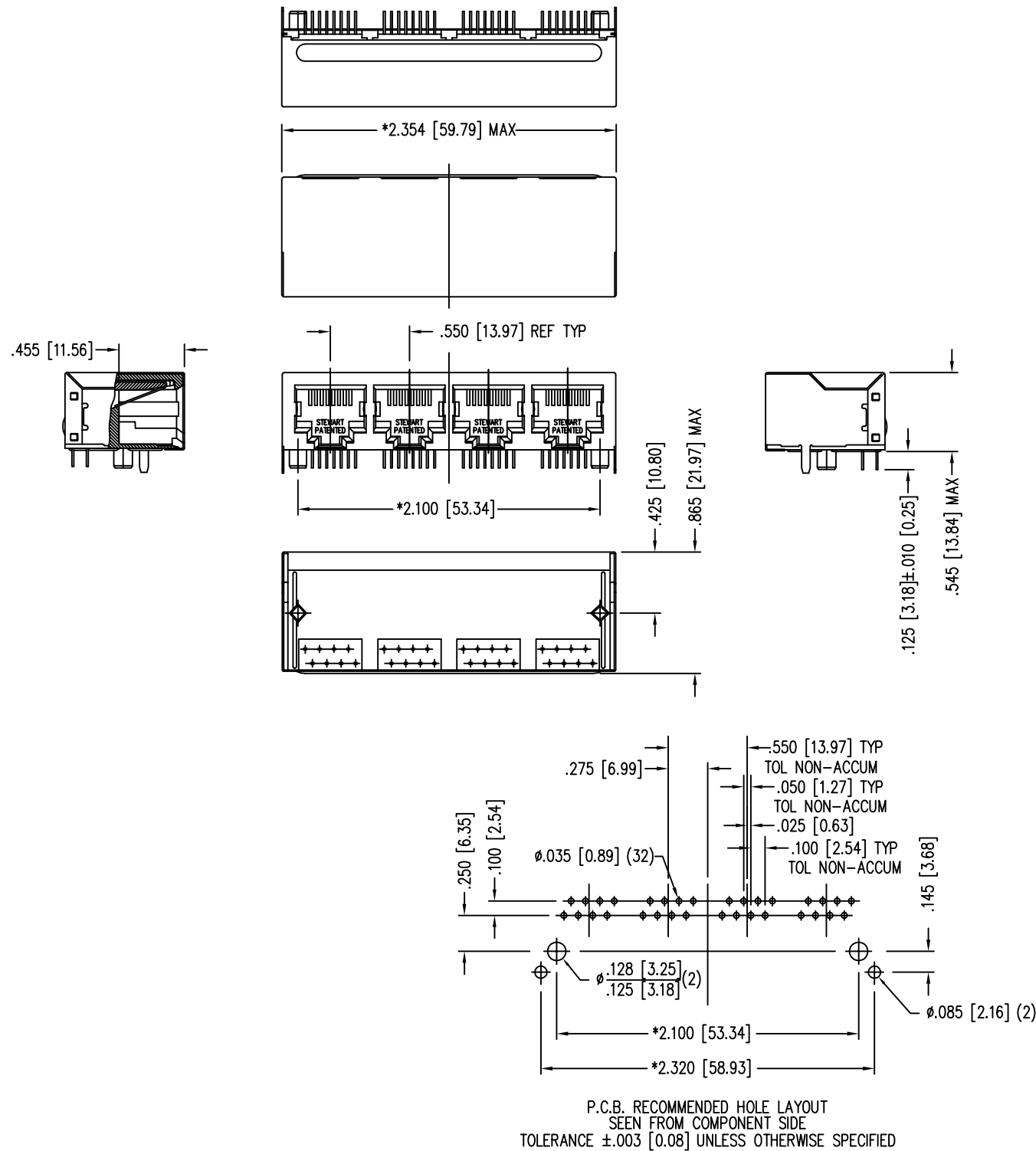


DATE	REV	ECN	APP'D. BY
2/2/06	A2	7458	JM
6/19/12	A3	9513	SMN
1/16/15	A4	10211	TRM

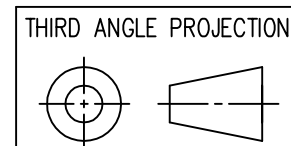


P.C.B. RECOMMENDED HOLE LAYOUT
SEEN FROM COMPONENT SIDE
TOLERANCE $\pm .003 [0.08]$ UNLESS OTHERWISE SPECIFIED

NOTES:

- CONNECTOR MATERIALS:
HOUSING: THERMOPLASTIC UL94 V-0
CONTACTS/SHIELD: COPPER ALLOY
SHIELD PLATING: NICKEL OR TIN
CONTACT PLATING: SELECTIVE GOLD IN CONTACT AREA
SEE CHART FOR PART NUMBER
- FOR PRODUCT SPECIFICATIONS SEE PRO22-01.
- TOLERANCES COMPLY WITH F.C.C. DIMENSION REQUIREMENTS.
- THE SUGGESTED PANEL OPENING IS INTENDED TO GIVE USER THE ABILITY TO HAVE REASONABLE JACK/PANEL CLEARANCES, YET MAINTAIN GROUNDING CAPABILITY. THESE VARIABLES CAN BE ADJUSTED IN EITHER DIRECTION BUT MAY CARRY SOME CONSEQUENCES IN THE FORM OF LOWER MATING FORCES OR TIGHTER ASSEMBLY TOLERANCES.

30 MICRO-INCHES [0.76um]	SS-728804SFR1-A-NF
CONTACT PLATING IN MATING AREA	PART NUMBER



1118 Susquehanna Trail South
Glen Rock, PA 17327-9199
(717) 235-7512
<http://www.stewartconnector.com>

DO NOT SCALE DRAWING
DRAWING IS SUBJECT TO
CHANGE WITHOUT NOTICE

DIMENSIONS: INCHES [METRIC]

UNLESS OTHERWISE SPECIFIED
TOLERANCES ARE $\pm .005 [0.13]$
ANGLES ARE $\pm 1^\circ$

SHEET NO. 1 OF 2

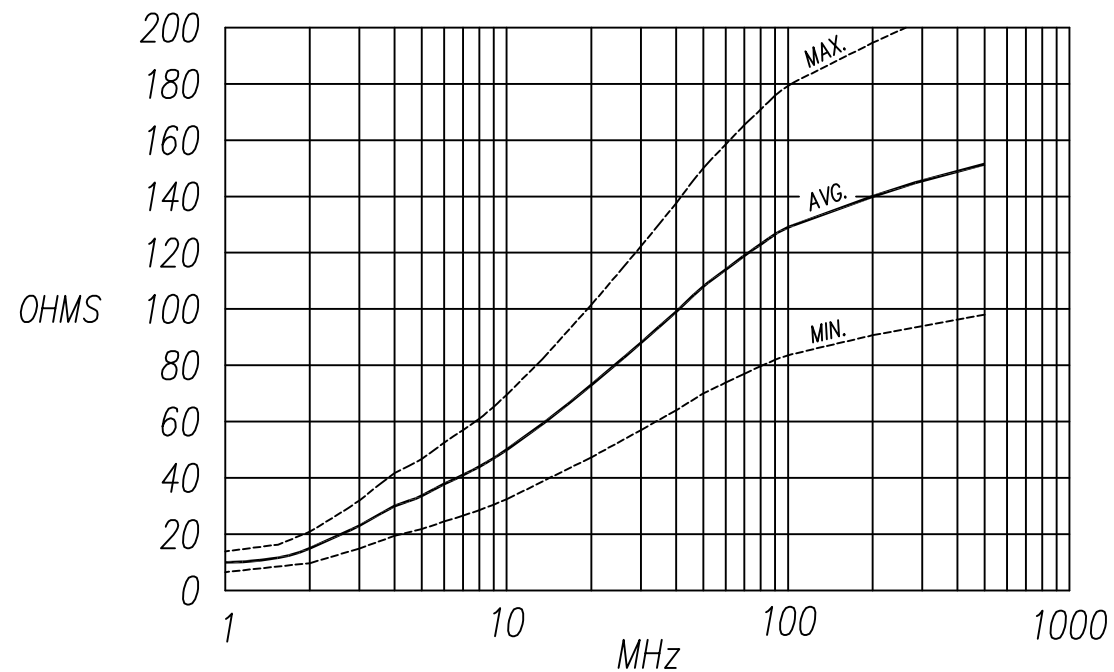
TITLE: 4 PORT PCB HARMONICA FILTER JACK PAC
EMI-RFI ONE PIECE SHIELDED, ESD GROUNDED

THIS DRAWING AND THE SUBJECT MATTER SHOWN THEREON ARE CONFIDENTIAL AND THE PROPRIETARY PROPERTY OF STEWART CONNECTOR AND SHALL NOT BE REPRODUCED, COPIED, OR USED IN ANY MANNER WITHOUT PRIOR WRITTEN CONSENT OF STEWART CONNECTOR. THIS PRODUCT MAY BE PROTECTED BY ONE OR MORE OF THE FOLLOWING US PATENTS: 5791942 6217391 6368159 6419526 6602097 687722 6964587 7048590 7086909 7568950 7686650 OTHER PATENTS MAY BE PENDING.

DRN BY: KRL	DATE 2/2/06
APPD BY: JM	DATE 2-3-06
DWG NO. CT720019	REV. A4



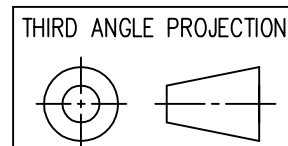
FERRITE MATERIAL CHARACTERISTICS			
FERRITE MATERIAL DESIGNATION	NOISE SUPPRESSION RANGE	INITIAL PERMEABILITY @ B < 10 gauss	VOLUME RESISTIVITY OHM-CM.
FR1	30 MHz TO 200 MHz	500 TO 1500	$\geq 10^8$



IMPEDANCE CURVE for 7288FR1 INSERT

— AVERAGE IMPEDANCE CURVE
 - - - - - MAX. & MIN. IMPEDANCE CURVES

NOTE:
 MAXIMUM AND MINIMUM IMPEDANCE VALUES ARE DEPENDENT ON:
 1) HOLE POSITION WITHIN THE INSERT'S GEOMETRY, AND
 2) FERRITE MATERIAL'S IMPEDANCE VALUE TOLERANCE OF $\pm 25\%$.



1118 Susquehanna Trail South
 Glen Rock, PA 17327-9199
 (717) 235-7512
<http://www.stewartconnector.com>

DO NOT SCALE DRAWING
 DRAWING IS SUBJECT TO
 CHANGE WITHOUT NOTICE

TITLE: 4 PORT PCB HARMONICA FILTER JACK PAC
 EMI-RFI ONE PIECE SHIELDED, ESD GROUNDED

DIMENSIONS: INCHES [METRIC]
 UNLESS OTHERWISE SPECIFIED
 TOLERANCES ARE $\pm .005$ [0.13]
 ANGLES ARE $\pm 1^\circ$

THIS DRAWING AND THE SUBJECT MATTER SHOWN THEREON ARE
 CONFIDENTIAL AND THE PROPRIETARY PROPERTY OF STEWART CONNECTOR
 AND SHALL NOT BE REPRODUCED, COPIED, OR USED IN ANY MANNER WITHOUT
 PRIOR WRITTEN CONSENT OF STEWART CONNECTOR. THIS PRODUCT
 MAY BE PROTECTED BY ONE OR MORE OF THE FOLLOWING US PATENTS:
 5791942 6217391 6368159 6419526 6602097 687722
 6964587 7048590 7086909 7568950 7686650
 OTHER PATENTS MAY BE PENDING.

DRN BY:	KRL	DATE	2/2/06
APPD BY:	JM	DATE	2-3-06
DWG NO.	CT720019	REV.	A4

SHEET NO. 1 OF 2